


# REMOTE LEARNING SUCCESS




## DEDICATED LEARNING SPACE

Set up a dedicated space that is clear of anything that wouldn't be on a classroom desk. No toys or extra objects. Have what you need within reach (paper, pen, books). This space should be free of visual and auditory distractions!

## IMPROVE VISUAL ACCESS

Whoever is talking (teacher or student) should sit so that their face is in front of their screen, well lit by a light placed in front of them. Our brains rely upon mouth movements and facial cues to better understand speech!




## IMPROVE SPEECH CLARITY

Again, whoever is talking (teacher or student) should use an external microphone - not a built-in computer mic. A standalone mic is closer to your mouth and has a higher frequency response which makes speech clearer and easier to understand!

## MIND THE NOISE

Close the doors and windows - if you can - and turn off loud siblings and pets :-). Instead of listening through the computer speaker, use headphones for a much better signal. We recommend Puro Sound products: [www.purosound.com](http://www.purosound.com)




## NOTE-TAKING & RECORDING

There are a number of ways to record, take notes, and organize what you learn from lectures and discussions. There are many note taking apps that work within Zoom and Google Classroom. We also like Glean: [glean.co](http://glean.co)

## SEEK OUT SUPPORT

This is not an easy year for students, parents, or teachers. We are here to help navigate any communication concerns! We are also happy to connect you with therapists and other providers for individual, group, or family support services.



MORE AT [WWW.SOUNDSHC.COM/RESOURCES-AND-TIPS](http://WWW.SOUNDSHC.COM/RESOURCES-AND-TIPS)

CONTACT US AT 415-580-7604 OR [INFO@SOUNDSHC.COM](mailto:INFO@SOUNDSHC.COM)

Go to [www.soundshc.com](http://www.soundshc.com) for more